

CTBHP Quarterly Data Reporting for the Child & Adolescent Quality, Access, & Policy Committee

2023

Daniel Langless, Assistant VP, Network Management
Christine Barrett, Regional Network Manager

July 19, 2023

Agenda

1 Youth Inpatient Psychiatric Hospitalization Utilization – Volume

2 Youth Inpatient Psychiatric Hospitalization – Discharge Delay

3 BH Emergency Department – “Stuck” Youth – Volume

4 BH Emergency Department – “Stuck” Youth – ALOS

Chapter

01

Youth Inpatient Psychiatric Hospitalization Utilization

Including:

- Discharge Volume
- Discharge Delay

Youth Inpatient Bed Utilization – Discharges by Quarter

Q2 20 to Q1 23*

HUSKY Health Youth Inpatient ALOS & Discharges

PAR Provider: All Providers

Showing 2022, Q2, 2022, Q3, 2022, Q4 and 1 more

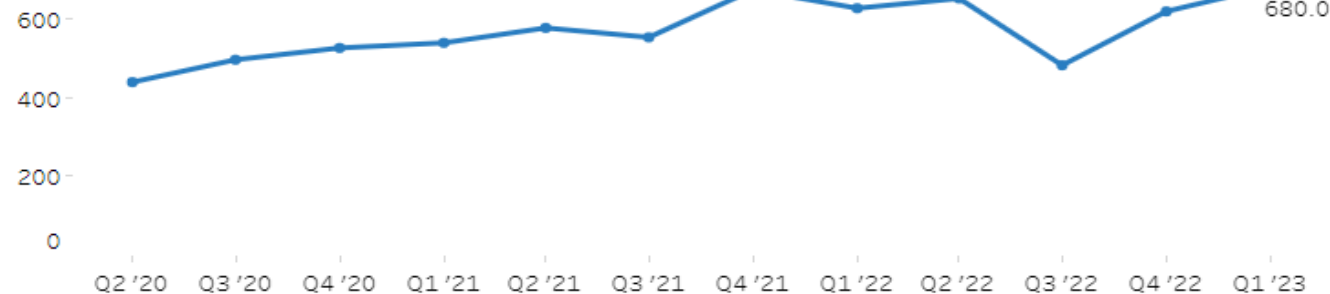


PAR Provider:
 In/Out of State:
 Hospital Name:
 Age Groups:
 DCF Status:
 Quarter & Year:
 Hide Current Month:
 Hide Current QTR:

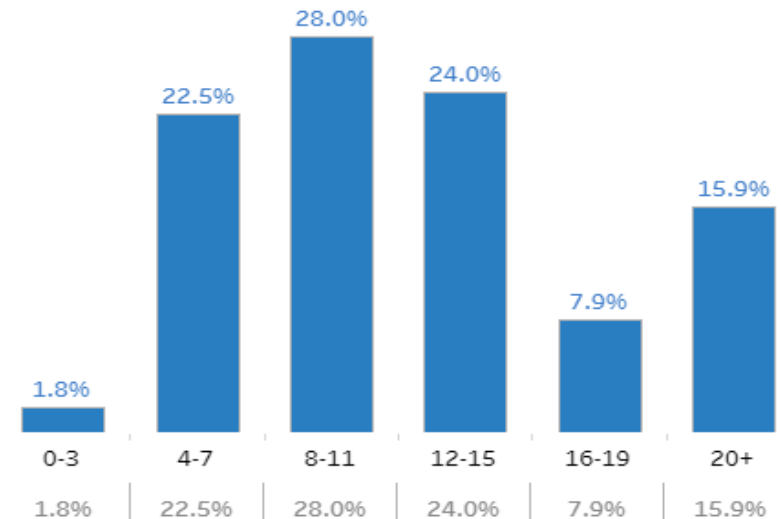
Discharge Volume

Use drop-down filters below to change line graph

■ All



LOS Frequency Distribution Total Comparison | All Providers



ALOS or Discharge Volume:
 View by Demographic:
 Unselect hospitals to change the comparison below:

2020			2021				2022				2023
Q2	Q3	Q4	Q1	Q2	Q3	Q4	Q1	Q2	Q3	Q4	Q1
437.0	494.0	524.0	537.0	575.0	551.0	672.0	625.0	650.0	480.0	617.0	680.0

Total number of beds (if known): 264



Q2 20 to Q1 23*

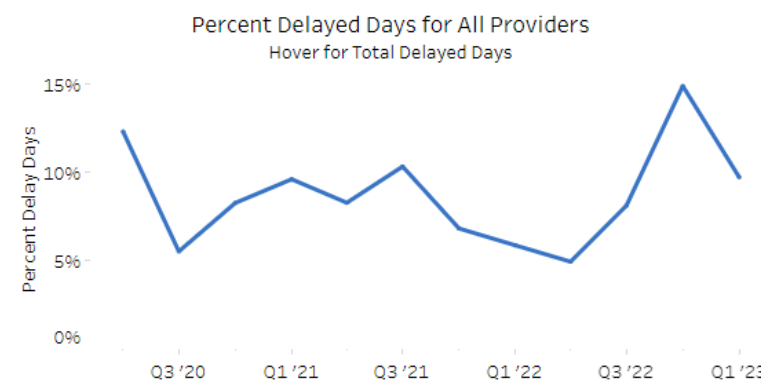
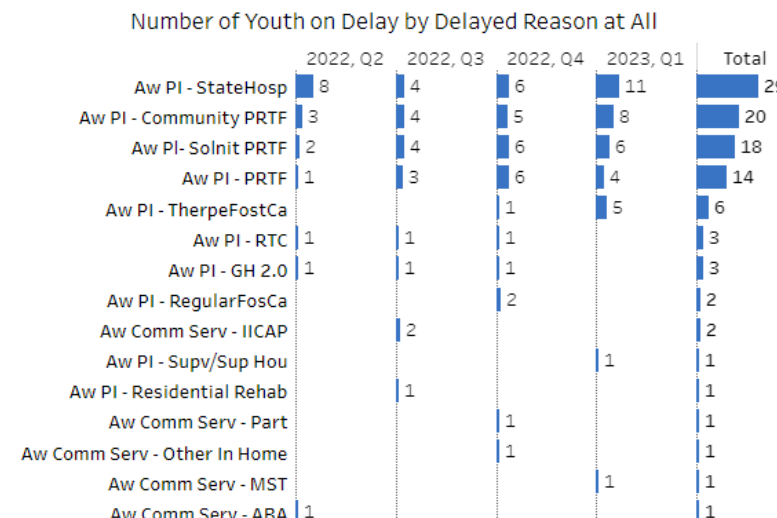
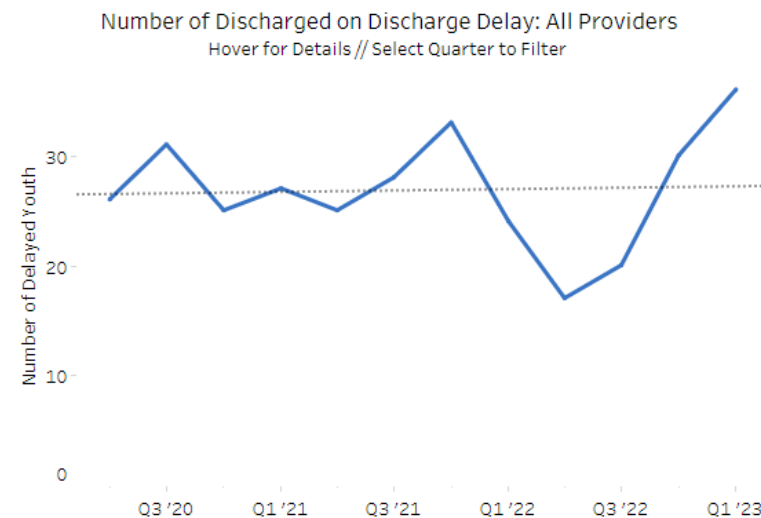
— Youth Inpatient Discharge Delay

HUSKY Health Youth Inpatient Discharge Delay

PAR Provider: All Providers

Showing 2022, Q2, 2022, Q3, 2022, Q4 and 1 more

Provider Type: PAR Provider | In/Out of State: (All) | Hospital Name: (All) | DCF (Y/N): (All) | Age Groups: (All) | Quarter & Year: (Multiple values) | Hide Unfinished Quarter: Remove unfinished quarter



Number of Youth Discharged on Discharge Delay by DCF Region

DCF Region	2022			2023	Grand total
	Q2	Q3	Q4	Q1	
1		2	5	4	11
2	3	3	5	6	17
3	3	4	7	8	22
4	5	6	4	8	23
5	3	3	3	3	12
6	3	2	6	7	18
Grand Total	17	20	30	36	103

Data Last Updated: 6/27/2023

*Data available for rolling 36 month look-back from report run date

Chapter

02

Youth BH ED “Stuck” Data

Including:

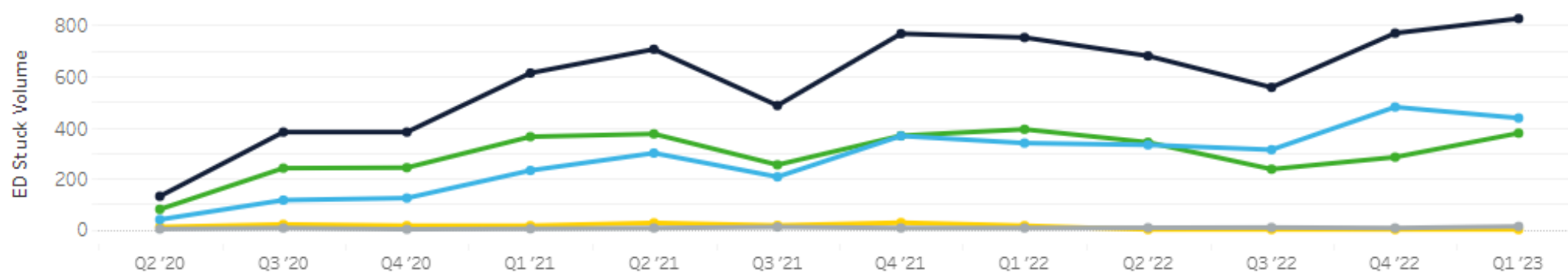
- ED “Stuck” Volume Trend Analysis
- ED “Stuck” ALOS Trend Analysis

Q2 2020 to Q1 2023* Youth (0-17) BH ED Stuck

Quarterly ED Stuck Volume

Not unique members; Excluding CARES

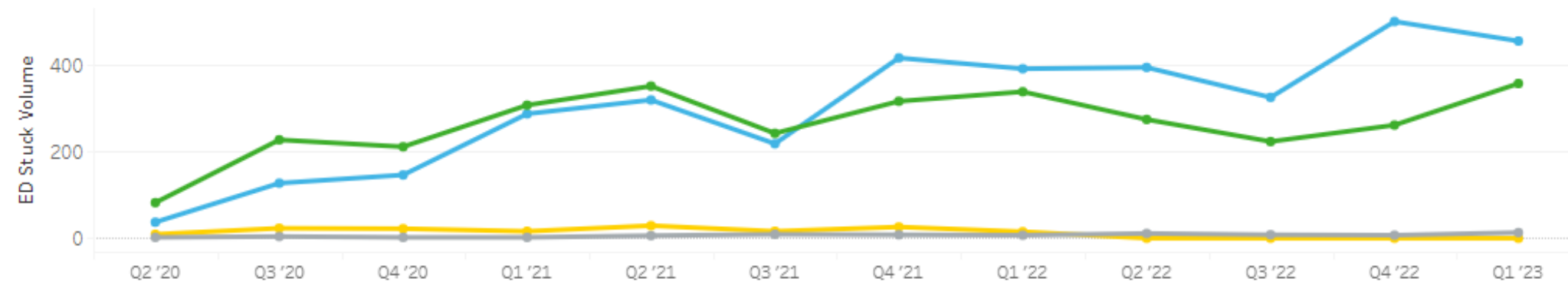
● Total ED Stuck | ● Recommended IPF | ● Recommended PRTF | ● Recommended SFIT | ● Recommended Other LOC



Quarterly ED Stuck Discharge Disposition

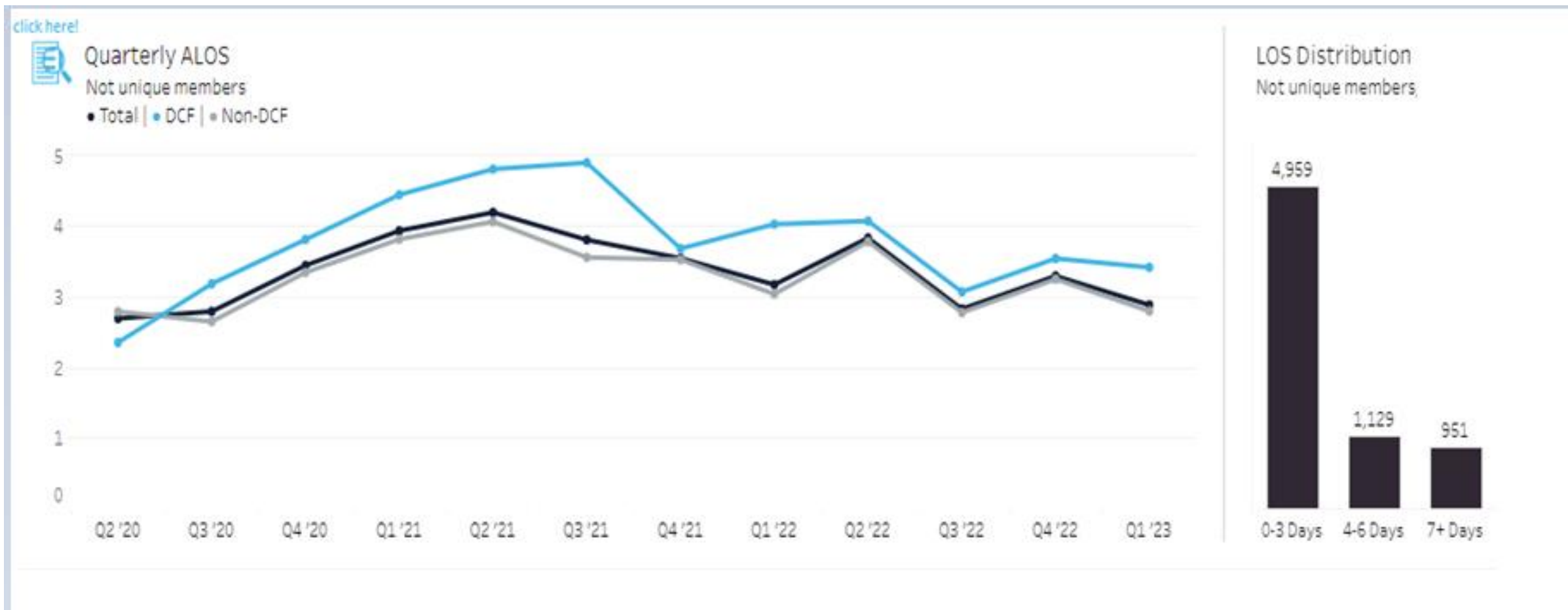
Not unique members; Excluding CARES

● Admitted to IPF | ● Admitted to PRTF | ● Admitted to SFIT | ● Discharged to Other LOC



*Data available for rolling 36 month look-back from report run date

Q2 2020 through Q1 2023* Youth (0-17) BH ED Stuck - ALOS



*Data available for rolling 36 month look-back from current date

Thank You

Contact Us

 877-552-8247

 www.ctbhp.com

 CTBHP@carelonbehavioralhealth.com